

Broom's hair

Flexible metallic wire

Rigid metallic wire

This plastic tube  
came from an empty  
perfume bottle


Super Glue

I'm gonna use  
that piece of plastic  
(preiser Z scale figures)

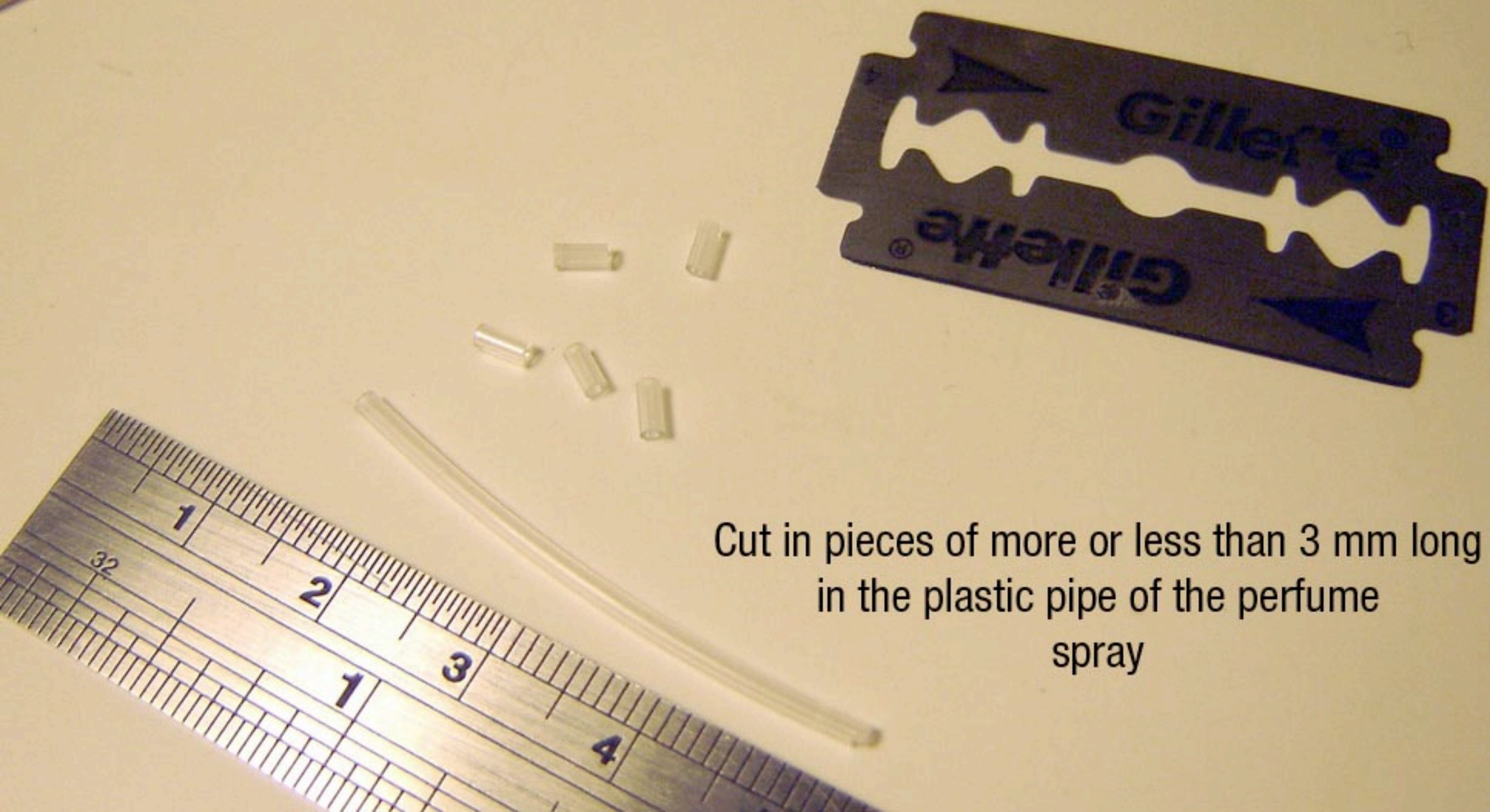
This gonna be  
the body of the pumps

My magic tool,  
it's with that that i engrave  
the lines of my models and  
make some little holes

A picture for inspiration








Cut in pieces of more or less than 3 mm long  
in the plastic pipe of the perfume  
spray




Stick the pieces of  
the plastic pipe  
on each side of the  
tooth cleaner  
(we will have  
six Pumps)



First we paint  
the stick of wood  
with a silver color








With a razor blade  
cut the stick of wood





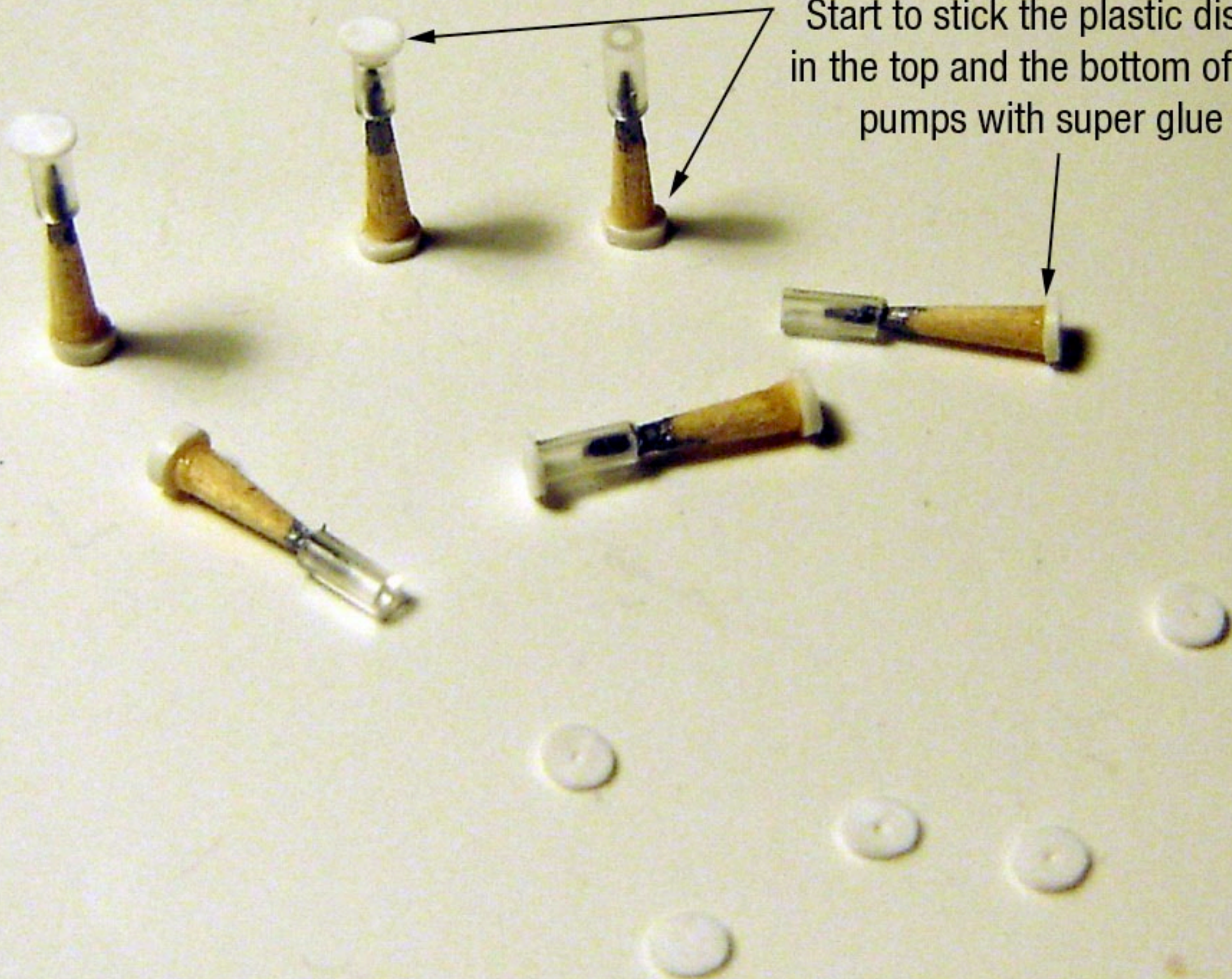


Cut 18 slices (3 per pump)





Start to stick the plastic disks  
in the top and the bottom of the  
pumps with super glue





...and stick them in the  
top of the pumps


Cut 6 slices  
in the broom hair...







In the rigid metal  
wire cut 6 sticks of  $\pm 4$  mm  
long to make the levers



With a tweezer  
bend it



In the flexible metal wire  
cut a piece of 12 mm




With a needle  
make a little hole  
in the bottom of  
the pump and stick the lever

Stick one end  
of the wire  
in the right side  
upstairs the lever



Bend the wire  
and stick the other  
end in the left part of the pump





Stick the last disks in the top of the pumps

They are ready  
just need to paint  
:-)





Just choose the company  
and paint them





